

Cooper Lighting Solutions Photometric Lab
1121 Highway 74 South
Peachtree City, GA 30269

Cooper Lighting Solutions Photometric Lab
1121 Highway 74 South
Peachtree City, GA 30269

Scaled data based on original data using
LM-79-2024 Approved Method: Electrical and Photometric Measurements of Solid-
State Lighting Products

Test Report Prepared for
Cooper Lighting Solutions

Brand: STREETWORKS

Report Number: P1456268

Luminaire Tested: GLAN-SB3B-935-U-T2LG

Issue Date: 05/20/2026

Test Information

Test Method: LM-79-2024
Report Number: P1456268
Test Lab: INNOVATION CENTER(G1)
Issue Date: 5/22/2026
Manufacturer: COOPER LIGHTING SOLUTIONS
Product Line: STREETWORKS
Catalog Number: GLAN-SB3B-935-U-T2LG
Description: GALLEON II AREA AND ROADWAY HIGH DENSITY LUMINAIRE 450mA 3xLight Square
PACKAGE 90CRI 3500K FIXTURE w/ TYPE II LOW GLARE
Light Source: (78) 3500K CCT, 90 CRI LEDS
Ballast/Driver: ELECTRONIC DRIVER

Summary

Lumens per Lamp: N/A
Luminaire Lumens: 11378.1 lumens
Efficiency: N/A
Efficacy: 104.2 lumens/watt
Luminous Opening: Rectangular (W 1' x L: 1' x H: 0')
IES Classification: Type II - Short
BUG Rating: B2 - U0 - G2

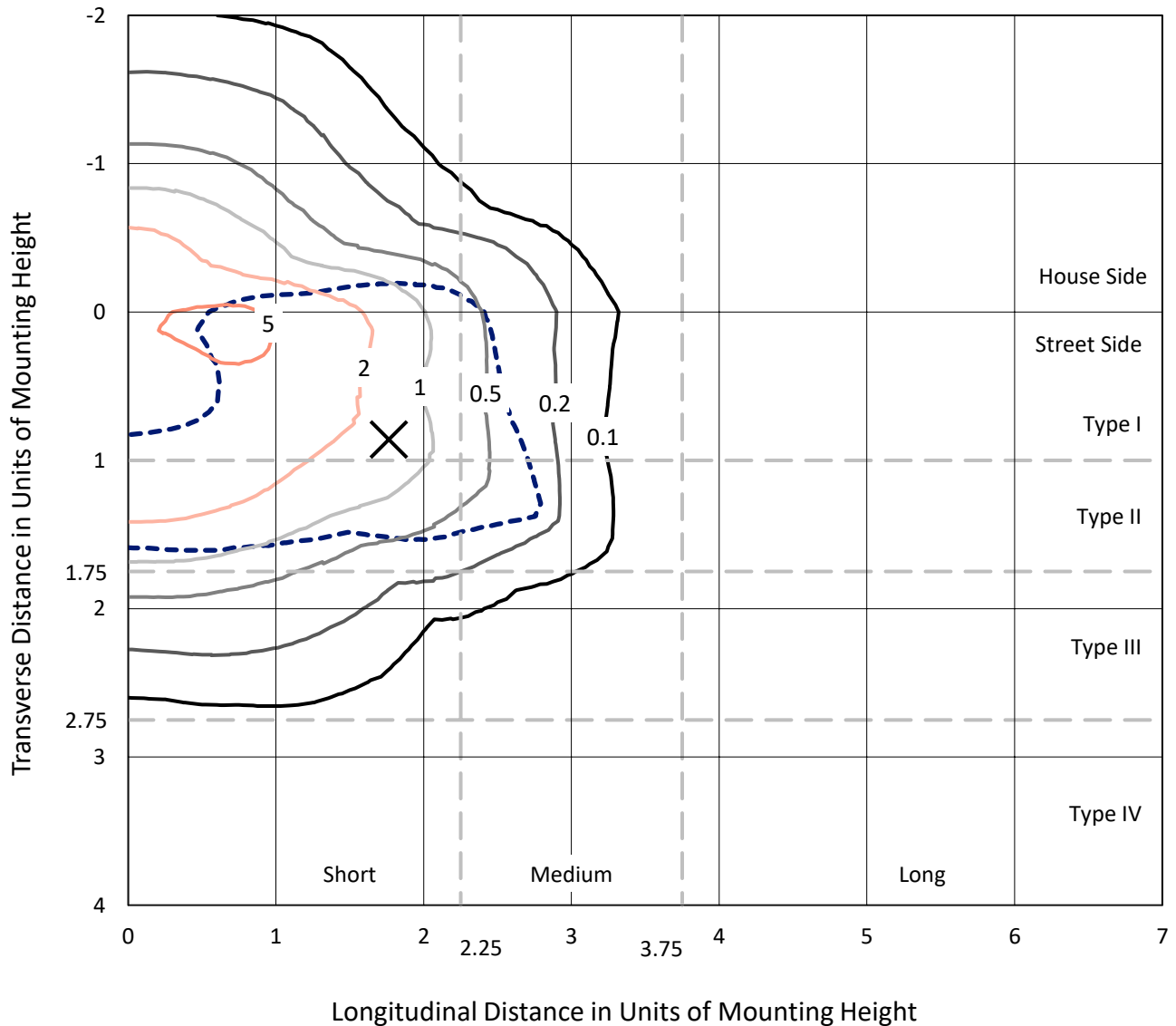
Input Watts (W): 109.2
Input Voltage (V): 120
Input Current (A_{in}): NR
Voltage Rise (V): NR
Power Factor: 0.97
Total Harmonic Distortion (THDi): NR
Frequency (hertz): 60
Stabilization Time: NR
Operation Time: NR
Ambient Temperature (°C): NR
Test Distance: 28.75 FT

REPORT NUMBER: P1456268

CATALOG NUMBER: GLAN-SB3B-935-U-T2LG

Iso-Footcandle Lines of Horizontal Illumination

× Max cd
 - - - 1/2 Max cd

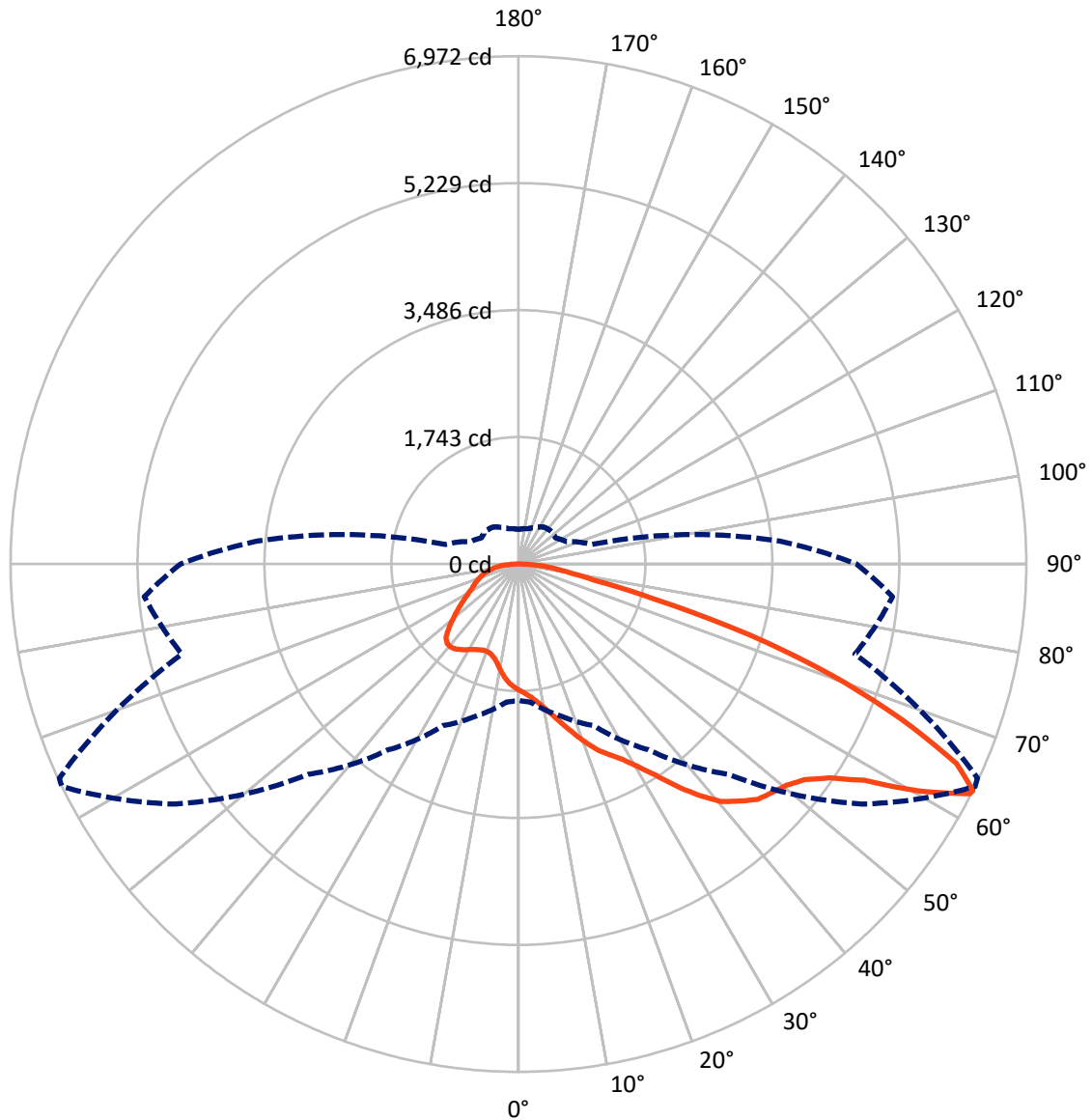


Based on 20 foot mounting height. Maximum calculated value = 6.7 fc
 Type II - Short - N/A

REPORT NUMBER: P1456268

CATALOG NUMBER: GLAN-SB3B-935-U-T2LG

Luminous Intensity Polar Plot



— Vertical Plane Through 64-Deg Lateral - - - Horizontal Cone Through 63-Deg Vertical

REPORT NUMBER: P1456268

CATALOG NUMBER: GLAN-SB3B-935-U-T2LG

FLUX DISTRIBUTION:

		Downward	Upward	Total
House Side	Lumens	3057.0	0.0	3057.0
	% Fixture	26.9	0.0	26.9
Street Side	Lumens	8321.2	0.0	8321.2
	% Fixture	73.1	0.0	73.1
Total	Lumens	11378.1	0.0	11378.1
	% Fixture	100.0	0.0	100.0

Coefficient of Utilization

ZONAL LUMENS:

Zone	Lumens	% Fixture
0°-10°	159.1	1.4
10°-20°	489.8	4.3
20°-30°	895.6	7.9
30°-40°	1540.6	13.5
40°-50°	2272.0	20.0
50°-60°	2723.1	23.9
60°-70°	2185.6	19.2
70°-80°	878.2	7.7
80°-90°	234.2	2.1
90°-100°	0.0	0.0
100°-110°	0.0	0.0
110°-120°	0.0	0.0
120°-130°	0.0	0.0
130°-140°	0.0	0.0
140°-150°	0.0	0.0
150°-160°	0.0	0.0
160°-170°	0.0	0.0
170°-180°	0.0	0.0
0°-90°	11378.1	100.0
0°-180°	11378.1	100.0



REPORT NUMBER: P1456268

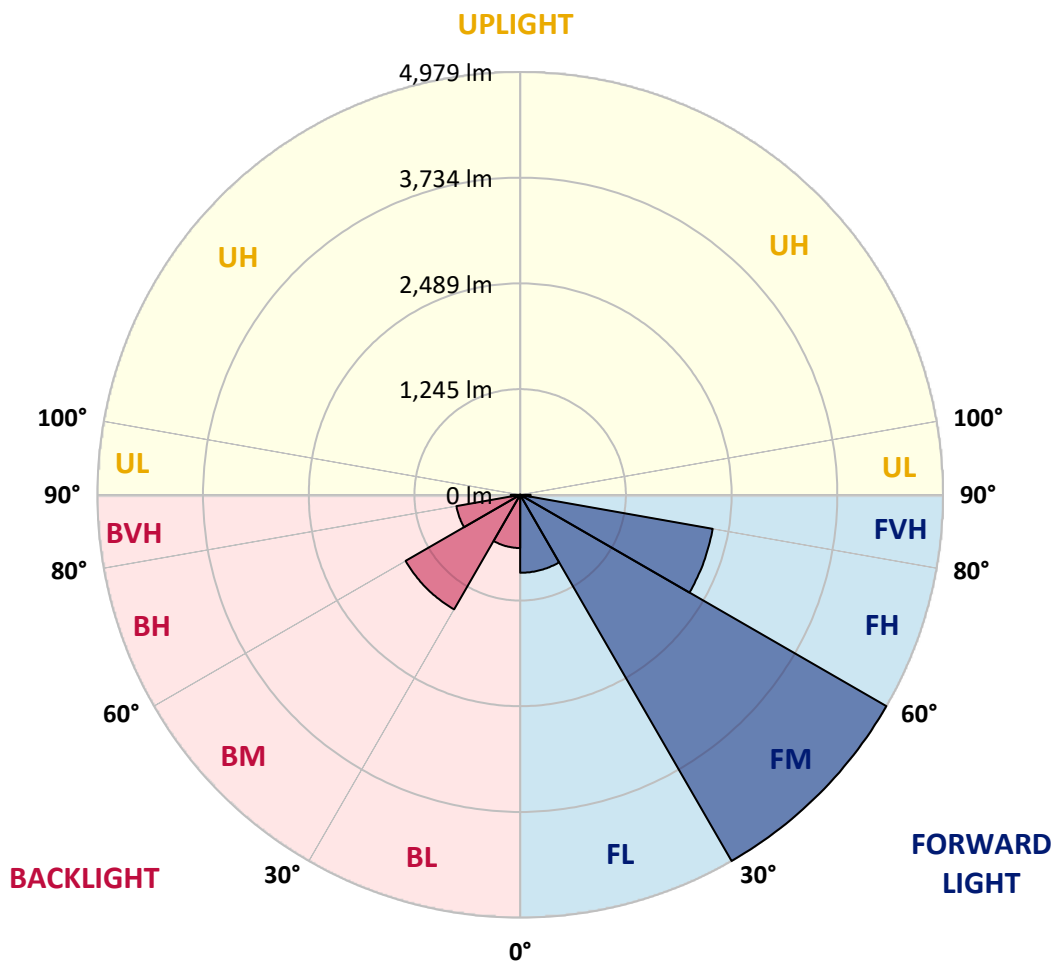
CATALOG NUMBER: GLAN-SB3B-935-U-T2LG

LUMINAIRE CLASSIFICATION SYSTEM LUMEN TABLE AND BUG RATING:

Zone	Lumens	% Fixture	Zone Rating/Lumen Limit		
			B	U	G
FL (0°-30°)	918.0	8.1			
FM (30°-60°)	4978.5	43.8			
FH (60°-80°)	2301.6	20.2			G2/5000
FVH (80°-90°)	123.0	1.1			G2/225
BL (0°-30°)	626.5	5.5	B2/1000		
BM (30°-60°)	1557.2	13.7	B2/2500		
BH (60°-80°)	762.2	6.7	B2/1000		G2/1000
BVH (80°-90°)	111.1	1.0			G2/225
UL (90°-100°)	0.0	0.0		U0/0	
UH (100°-180°)	0.0	0.0		U0/0	

BUG Rating: B2-U0-G2

Type II Short





REPORT NUMBER: P1456268

CATALOG NUMBER: GLAN-SB3B-935-U-T2LG

CANDELA DISTRIBUTION (FULL):

	0°	5°	15°	25°	35°	45°	55°	64°	65°	75°	85°
0°	1732.8	1732.8	1732.8	1732.8	1732.8	1732.8	1732.8	1732.8	1732.8	1732.8	1732.8
2.5°	1804.3	1806.9	1799.2	1796.7	1801.8	1791.5	1789.0	1778.8	1773.7	1763.4	1750.6
5°	1855.4	1858.0	1852.9	1852.9	1858.0	1850.3	1847.8	1837.5	1832.4	1822.2	1796.7
7.5°	1852.9	1855.4	1860.5	1881.0	1906.5	1916.8	1924.4	1916.8	1914.2	1898.9	1873.3
10°	1812.0	1814.5	1827.3	1858.0	1921.9	1967.9	2016.4	2016.4	2021.6	2008.8	1962.8
12.5°	1755.8	1758.3	1789.0	1837.5	1921.9	2001.1	2100.8	2141.7	2139.1	2131.4	2077.8
15°	1620.3	1620.3	1666.3	1758.3	1893.8	2024.1	2172.3	2282.2	2284.8	2292.5	2228.6
17.5°	1505.3	1507.9	1546.2	1628.0	1804.3	2011.3	2249.0	2438.1	2445.8	2489.2	2397.2
20°	1515.5	1515.5	1528.3	1564.1	1707.2	1960.2	2292.5	2604.3	2629.8	2732.0	2617.0
22.5°	1594.8	1594.8	1605.0	1602.4	1689.3	1927.0	2320.6	2770.4	2816.4	3028.5	2880.3
25°	1740.4	1737.9	1727.6	1712.3	1763.4	1962.8	2384.5	2898.2	2987.6	3355.6	3184.4
27.5°	1919.3	1914.2	1898.9	1873.3	1909.1	2070.1	2494.4	3033.6	3130.7	3713.4	3506.4
30°	2141.7	2126.3	2111.0	2077.8	2116.1	2246.5	2657.9	3225.3	3317.3	4119.8	3894.9
32.5°	2404.9	2422.8	2371.7	2325.7	2366.6	2486.7	2900.7	3452.7	3552.4	4544.0	4298.7
35°	2798.5	2852.2	2836.8	2604.3	2642.6	2775.5	3184.4	3746.6	3836.1	4929.9	4712.7
37.5°	3186.9	3174.2	3186.9	2992.7	2931.4	3092.4	3488.5	4027.8	4114.7	5244.3	5078.2
40°	3498.7	3537.1	3537.1	3378.6	3299.4	3406.7	3764.5	4285.9	4370.2	5418.1	5341.4
42.5°	3838.7	3843.8	3833.5	3695.5	3664.9	3693.0	4007.3	4449.5	4518.5	5507.5	5520.3
45°	4222.0	4219.4	4176.0	4061.0	4015.0	3989.4	4158.1	4607.9	4676.9	5548.4	5617.4
47.5°	4538.9	4551.7	4554.2	4431.6	4354.9	4245.0	4288.5	4687.1	4766.4	5502.4	5637.9
50°	4556.8	4577.2	4674.4	4710.1	4694.8	4518.5	4408.6	4771.5	4850.7	5512.6	5712.0
52.5°	4444.4	4464.8	4590.0	4738.3	4917.2	4832.8	4597.7	4917.2	4998.9	5612.3	5880.7
55°	4142.8	4176.0	4362.6	4569.6	4889.0	5009.2	4932.5	5180.4	5257.1	5691.5	6077.4
57.5°	3606.1	3647.0	3905.1	4234.8	4671.8	4968.3	5418.1	5602.1	5666.0	5747.8	6080.0
60°	2696.3	2729.5	3133.3	3578.0	4234.8	4712.7	5706.9	6325.3	6361.1	5443.6	5735.0
62.5°	1985.8	2019.0	2289.9	2609.4	3327.5	4242.5	5763.1	6951.5	6956.6	4894.2	5259.6
63°	1870.8	1904.0	2149.3	2448.4	3112.8	4084.0	5745.2	6971.9	6954.0	4781.7	5154.8
65°	1456.7	1515.5	1771.1	1998.6	2333.3	3250.8	5515.2	6609.0	6634.6	4449.5	4628.4
67.5°	991.6	1035.1	1359.6	1622.9	1763.4	2070.1	4523.6	5655.7	5696.6	4104.4	3693.0
70°	766.7	787.2	976.3	1285.5	1426.1	1316.2	2949.3	4554.2	4554.2	3204.8	2617.0
72.5°	600.6	608.3	736.0	1004.4	1147.5	1012.1	1643.3	3312.2	3189.5	1901.4	1745.5
75°	429.4	439.6	554.6	748.8	914.9	797.4	1050.4	1929.5	1855.4	1093.8	1165.4
77.5°	339.9	345.0	414.0	552.0	741.2	608.3	799.9	1052.9	1042.7	769.3	748.8
80°	268.3	278.6	324.6	396.1	572.5	475.4	595.5	695.1	674.7	529.0	480.5
82.5°	191.7	209.6	250.5	301.6	424.2	339.9	391.0	490.7	490.7	398.7	316.9
85°	117.6	132.9	148.2	186.6	301.6	219.8	207.0	316.9	324.6	299.0	204.5
87.5°	56.2	61.3	71.6	79.2	109.9	99.7	81.8	120.1	122.7	132.9	84.3
90°	0.0	0.0	0.0	0.0	0.0	0.0	0.0	0.0	0.0	0.0	0.0



REPORT NUMBER: P1456268

CATALOG NUMBER: GLAN-SB3B-935-U-T2LG

CANDELA DISTRIBUTION (continued):

	90°	95°	105°	115°	125°	135°	145°	155°	165°	175°	180°
0°	1732.8	1732.8	1732.8	1732.8	1732.8	1732.8	1732.8	1732.8	1732.8	1732.8	1732.8
2.5°	1748.1	1743.0	1717.4	1691.9	1663.8	1638.2	1612.6	1592.2	1569.2	1574.3	1576.9
5°	1781.3	1768.5	1712.3	1645.9	1559.0	1477.2	1398.0	1341.7	1306.0	1295.7	1275.3
7.5°	1852.9	1822.2	1720.0	1579.4	1418.4	1290.6	1216.5	1183.3	1173.1	1175.6	1170.5
10°	1934.7	1888.7	1730.2	1500.2	1295.7	1208.8	1198.6	1219.1	1229.3	1239.5	1242.1
12.5°	2042.0	1967.9	1725.1	1413.3	1237.0	1221.6	1260.0	1298.3	1321.3	1336.6	1334.1
15°	2167.2	2067.6	1709.8	1341.7	1229.3	1270.2	1318.7	1362.2	1390.3	1405.6	1398.0
17.5°	2318.0	2185.1	1691.9	1295.7	1252.3	1300.8	1352.0	1395.4	1426.1	1436.3	1428.6
20°	2504.6	2318.0	1661.2	1275.3	1270.2	1313.6	1359.6	1400.5	1426.1	1436.3	1426.1
22.5°	2724.4	2476.5	1635.6	1275.3	1277.8	1313.6	1346.9	1377.5	1400.5	1408.2	1395.4
25°	3005.5	2660.5	1625.4	1295.7	1280.4	1300.8	1318.7	1336.6	1349.4	1354.5	1349.4
27.5°	3291.7	2872.6	1630.5	1321.3	1277.8	1283.0	1283.0	1285.5	1288.1	1290.6	1288.1
30°	3621.4	3087.3	1651.0	1354.5	1283.0	1257.4	1249.7	1234.4	1221.6	1211.4	1201.2
32.5°	3940.9	3291.7	1686.8	1403.1	1277.8	1229.3	1214.0	1175.6	1139.8	1109.2	1109.2
35°	4285.9	3503.9	1750.6	1438.9	1272.7	1203.7	1160.3	1116.8	1078.5	1035.1	1035.1
37.5°	4582.4	3685.3	1801.8	1479.7	1267.6	1173.1	1104.1	1055.5	1014.6	971.2	966.1
40°	4789.4	3790.1	1832.4	1495.1	1249.7	1132.2	1050.4	989.1	930.3	871.5	868.9
42.5°	4889.0	3785.0	1814.5	1490.0	1216.5	1081.1	1004.4	922.6	843.4	789.7	784.6
45°	4942.7	3751.8	1745.5	1446.5	1162.8	1027.4	945.6	858.7	779.5	730.9	720.7
47.5°	4932.5	3670.0	1651.0	1339.2	1091.3	968.6	886.8	797.4	733.5	705.4	705.4
50°	4960.6	3606.1	1543.6	1216.5	994.2	899.6	833.2	751.4	713.0	677.3	664.5
52.5°	5085.8	3659.8	1451.6	1101.5	902.2	833.2	787.2	718.1	669.6	646.6	638.9
55°	5251.9	3774.8	1364.7	999.3	812.7	774.4	751.4	687.5	631.3	608.3	595.5
57.5°	5282.6	3854.0	1280.4	899.6	738.6	728.4	720.7	633.8	587.8	569.9	559.7
60°	5070.5	3795.2	1170.5	810.2	679.8	684.9	664.5	600.6	546.9	529.0	518.8
62.5°	4710.1	3641.9	1060.6	733.5	633.8	644.0	623.6	559.7	506.0	488.1	483.0
63°	4638.6	3601.0	1035.1	725.8	623.6	636.4	618.5	554.6	500.9	483.0	475.4
65°	4211.8	3355.6	945.6	684.9	590.4	590.4	592.9	529.0	483.0	475.4	470.2
67.5°	3434.9	2801.0	848.5	636.4	554.6	562.3	575.0	539.3	521.4	516.3	511.1
70°	2596.6	2108.4	764.2	590.4	516.3	541.8	628.7	613.4	546.9	500.9	490.7
72.5°	1840.1	1436.3	690.0	544.4	470.2	534.1	651.7	585.3	493.2	439.6	429.4
75°	1231.8	925.2	615.9	495.8	419.1	493.2	615.9	534.1	429.4	416.6	401.2
77.5°	774.4	659.4	541.8	439.6	362.9	439.6	559.7	475.4	370.6	375.7	352.7
80°	472.8	470.2	454.9	373.1	291.3	350.1	470.2	401.2	296.5	296.5	263.2
82.5°	281.1	339.9	385.9	309.2	212.1	250.5	339.9	301.6	247.9	240.2	224.9
85°	189.1	230.0	306.7	237.7	135.5	153.3	235.1	253.0	227.5	199.3	186.6
87.5°	69.0	92.0	140.6	97.1	58.8	92.0	176.3	184.0	138.0	107.3	97.1
90°	0.0	0.0	0.0	0.0	0.0	0.0	0.0	0.0	0.0	0.0	0.0

Cooper Lighting Solutions Photometric Lab
1121 Highway 74 South
Peachtree City, GA 30269



LM-79-2019: Approved Method: Electrical and Photometric Measurements of Solid-State Lighting Products

Report Prepared for

Cooper Lighting Solutions

McGraw-Edison

Report Number: SP1-2407-184-15

Test Date: 10/11/2024

Luminaire Tested: GSS-SB1A-935-U-5WQ

Data in this report applies to families of products including GSS-SB1A-935-U-5WQ

Test Information

Test Method: LM-79-2019
 Report Number: SP1-2407-184-15
 Test Lab: COOPER LIGHTING SOLUTIONS
 Photometer: SP1 - 76IN SPHERE
 Measurement Geometry: 4π
 Issue Date: 10/15/2024
 Manufacturer: COOPER LIGHTING SOLUTIONS
 Product Line: McGraw-Edison
 Catalog Number: **GSS-SB1A-935-U-5WQ**
 Description: GALLEON II SITE SLIM 1SQ 350MA 5WQ HIGH DENSITY LIGHTSQUARE WITH 90 CRI 3500K CCT 26 LEDS

Spectral Parameters

CCT (K): 3455
 CIE u': 0.2356
 CIE v': 0.5159
 Duv: 0.0028
 CIE x: 0.4109
 CIE y: 0.3999
 CIE z: 0.1892
 Peak Wavelength (nm): 616
 Dominant Wavelength (nm): 579
 Purity: 43.35383
 Rf: 92.3
 Rg: 98.5

CRI (Ra):	92.2		
R1:	92.0	R9:	59.8
R2:	94.4	R10:	85.8
R3:	95.6	R11:	93.2
R4:	93.2	R12:	78.0
R5:	91.4	R13:	92.5
R6:	92.5	R14:	97.0
R7:	94.5	R15:	88.4
R8:	84.2		



Test Conditions

Stabilization Time: 20M
 Operation Time: 1H 20M
 Sphere Temperature (°C): 25.2

REPORT NUMBER: SP1-2407-184-15

Measurement and Test Equipment			
Instrument	Identification Number	Calibration Date	Calibration Due Date
Photometer	IN0058	6/18/2024	12/18/2024
Power Meter	INXT2011004	2/8/2024	2/8/2025
AC Power Source	IN0063	10/24/2023	10/24/2024
DC Power Source	IN0208	10/24/2023	10/24/2024
Sphere Thermometer	IN0085	10/24/2023	10/24/2024
Room Thermometer	IN0046	10/24/2023	10/24/2024

REPORT NUMBER: SP1-2407-184-15

CIE 1931 Chromaticity Diagram



CIE 1931 Chromaticity Diagram with 2017 ANSI 7-Step and 4-Step Quadrangles



Point lies inside the ANSI 3500K 4-step quadrangle

REPORT NUMBER: SP1-2407-184-15

Photopic Flux vs. Wavelength



Photopic Lumens: NR

λ (nm)	Power W^{\wedge}/nm	Lumens (ϕ/nm)	λ (nm)	Power W^{\wedge}/nm	Lumens (ϕ/nm)	λ (nm)	Power W^{\wedge}/nm	Lumens (ϕ/nm)	λ (nm)	Power W^{\wedge}/nm	Lumens (ϕ/nm)	λ (nm)	Power W^{\wedge}/nm	Lumens (ϕ/nm)
360	0	NR	490	410	NR	620	997	NR	750	74	NR	880	1	NR
365	0	NR	495	454	NR	625	988	NR	755	64	NR	885	1	NR
370	0	NR	500	493	NR	630	973	NR	760	54	NR	890	1	NR
375	0	NR	505	530	NR	635	946	NR	765	47	NR	895	1	NR
380	0	NR	510	564	NR	640	913	NR	770	40	NR	900	1	NR
385	0	NR	515	599	NR	645	870	NR	775	34	NR	905	1	NR
390	0	NR	520	634	NR	650	826	NR	780	29	NR	910	1	NR
395	0	NR	525	664	NR	655	774	NR	785	25	NR	915	1	NR
400	2	NR	530	695	NR	660	720	NR	790	21	NR	920	1	NR
405	4	NR	535	722	NR	665	664	NR	795	18	NR	925	1	NR
410	9	NR	540	741	NR	670	605	NR	800	16	NR	930	0	NR
415	17	NR	545	762	NR	675	550	NR	805	13	NR	935	0	NR
420	32	NR	550	777	NR	680	497	NR	810	12	NR	940	0	NR
425	61	NR	555	789	NR	685	445	NR	815	10	NR	945	0	NR
430	114	NR	560	800	NR	690	398	NR	820	9	NR	950	0	NR
435	218	NR	565	813	NR	695	352	NR	825	7	NR	955	0	NR
440	427	NR	570	828	NR	700	309	NR	830	6	NR	960	0	NR
445	684	NR	575	846	NR	705	273	NR	835	5	NR	965	0	NR
450	611	NR	580	866	NR	710	237	NR	840	5	NR	970	0	NR
455	461	NR	585	888	NR	715	208	NR	845	4	NR	975	0	NR
460	427	NR	590	913	NR	720	181	NR	850	4	NR	980	0	NR
465	349	NR	595	936	NR	725	157	NR	855	3	NR	985	0	NR
470	298	NR	600	957	NR	730	136	NR	860	3	NR	990	1	NR
475	312	NR	605	976	NR	735	117	NR	865	2	NR	995	0	NR
480	335	NR	610	990	NR	740	100	NR	870	2	NR	1000	0	NR
485	367	NR	615	999	NR	745	86	NR	875	2	NR			

REPORT NUMBER: SP1-2407-184-15

Scotopic Flux vs. Wavelength



Scotopic Lumens: NR

S/P: 1.58

λ (nm)	Power W [^] /nm	Lumens (φ/nm)	λ (nm)	Power W [^] /nm	Lumens (φ/nm)	λ (nm)	Power W [^] /nm	Lumens (φ/nm)	λ (nm)	Power W [^] /nm	Lumens (φ/nm)	λ (nm)	Power W [^] /nm	Lumens (φ/nm)
360	0	NR	490	410	NR	620	997	NR	750	74	NR	880	1	NR
365	0	NR	495	454	NR	625	988	NR	755	64	NR	885	1	NR
370	0	NR	500	493	NR	630	973	NR	760	54	NR	890	1	NR
375	0	NR	505	530	NR	635	946	NR	765	47	NR	895	1	NR
380	0	NR	510	564	NR	640	913	NR	770	40	NR	900	1	NR
385	0	NR	515	599	NR	645	870	NR	775	34	NR	905	1	NR
390	0	NR	520	634	NR	650	826	NR	780	29	NR	910	1	NR
395	0	NR	525	664	NR	655	774	NR	785	25	NR	915	1	NR
400	2	NR	530	695	NR	660	720	NR	790	21	NR	920	1	NR
405	4	NR	535	722	NR	665	664	NR	795	18	NR	925	1	NR
410	9	NR	540	741	NR	670	605	NR	800	16	NR	930	0	NR
415	17	NR	545	762	NR	675	550	NR	805	13	NR	935	0	NR
420	32	NR	550	777	NR	680	497	NR	810	12	NR	940	0	NR
425	61	NR	555	789	NR	685	445	NR	815	10	NR	945	0	NR
430	114	NR	560	800	NR	690	398	NR	820	9	NR	950	0	NR
435	218	NR	565	813	NR	695	352	NR	825	7	NR	955	0	NR
440	427	NR	570	828	NR	700	309	NR	830	6	NR	960	0	NR
445	684	NR	575	846	NR	705	273	NR	835	5	NR	965	0	NR
450	611	NR	580	866	NR	710	237	NR	840	5	NR	970	0	NR
455	461	NR	585	888	NR	715	208	NR	845	4	NR	975	0	NR
460	427	NR	590	913	NR	720	181	NR	850	4	NR	980	0	NR
465	349	NR	595	936	NR	725	157	NR	855	3	NR	985	0	NR
470	298	NR	600	957	NR	730	136	NR	860	3	NR	990	1	NR
475	312	NR	605	976	NR	735	117	NR	865	2	NR	995	0	NR
480	335	NR	610	990	NR	740	100	NR	870	2	NR	1000	0	NR
485	367	NR	615	999	NR	745	86	NR	875	2	NR			

REPORT NUMBER: SP1-2407-184-15

Melanopic Flux vs. Wavelength



Melanopic Lumens: NR

M/P: 3.14

λ (nm)	Power W [^] /nm	Lumens (φ/nm)	λ (nm)	Power W [^] /nm	Lumens (φ/nm)	λ (nm)	Power W [^] /nm	Lumens (φ/nm)	λ (nm)	Power W [^] /nm	Lumens (φ/nm)	λ (nm)	Power W [^] /nm	Lumens (φ/nm)
360	0	NR	490	410	NR	620	997	NR	750	74	NR	880	1	NR
365	0	NR	495	454	NR	625	988	NR	755	64	NR	885	1	NR
370	0	NR	500	493	NR	630	973	NR	760	54	NR	890	1	NR
375	0	NR	505	530	NR	635	946	NR	765	47	NR	895	1	NR
380	0	NR	510	564	NR	640	913	NR	770	40	NR	900	1	NR
385	0	NR	515	599	NR	645	870	NR	775	34	NR	905	1	NR
390	0	NR	520	634	NR	650	826	NR	780	29	NR	910	1	NR
395	0	NR	525	664	NR	655	774	NR	785	25	NR	915	1	NR
400	2	NR	530	695	NR	660	720	NR	790	21	NR	920	1	NR
405	4	NR	535	722	NR	665	664	NR	795	18	NR	925	1	NR
410	9	NR	540	741	NR	670	605	NR	800	16	NR	930	0	NR
415	17	NR	545	762	NR	675	550	NR	805	13	NR	935	0	NR
420	32	NR	550	777	NR	680	497	NR	810	12	NR	940	0	NR
425	61	NR	555	789	NR	685	445	NR	815	10	NR	945	0	NR
430	114	NR	560	800	NR	690	398	NR	820	9	NR	950	0	NR
435	218	NR	565	813	NR	695	352	NR	825	7	NR	955	0	NR
440	427	NR	570	828	NR	700	309	NR	830	6	NR	960	0	NR
445	684	NR	575	846	NR	705	273	NR	835	5	NR	965	0	NR
450	611	NR	580	866	NR	710	237	NR	840	5	NR	970	0	NR
455	461	NR	585	888	NR	715	208	NR	845	4	NR	975	0	NR
460	427	NR	590	913	NR	720	181	NR	850	4	NR	980	0	NR
465	349	NR	595	936	NR	725	157	NR	855	3	NR	985	0	NR
470	298	NR	600	957	NR	730	136	NR	860	3	NR	990	1	NR
475	312	NR	605	976	NR	735	117	NR	865	2	NR	995	0	NR
480	335	NR	610	990	NR	740	100	NR	870	2	NR	1000	0	NR
485	367	NR	615	999	NR	745	86	NR	875	2	NR			

Summary

$R_f = 92.3$
 $R_g = 98.5$
 CIE $R_a = 92.2$
 $R_9 = 59.8$



Color Vector Graphics

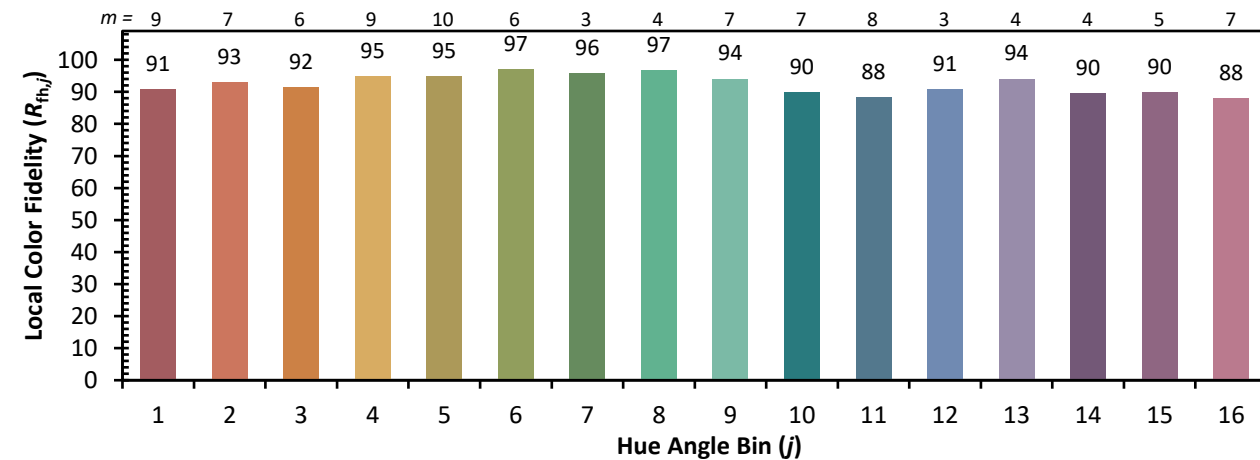
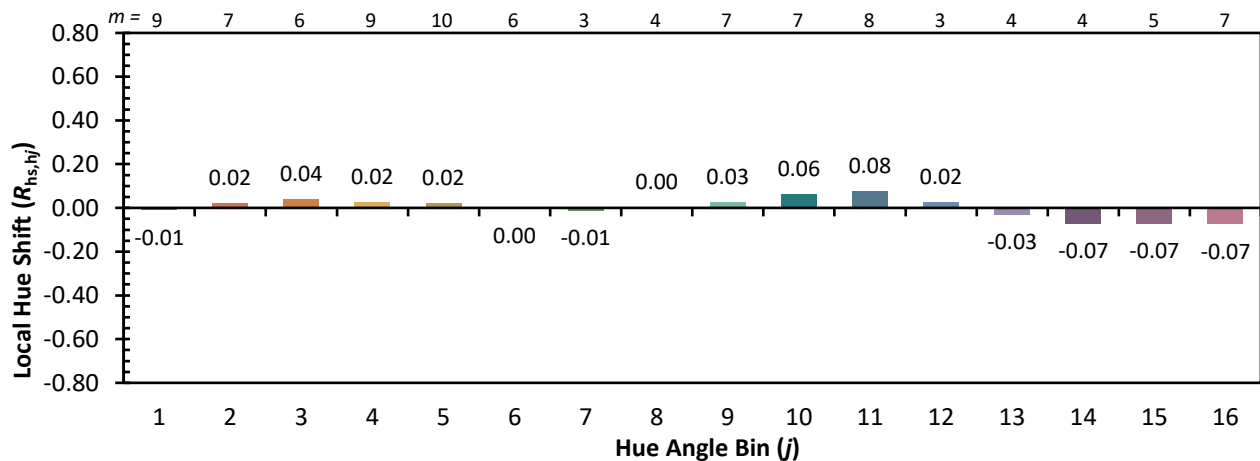
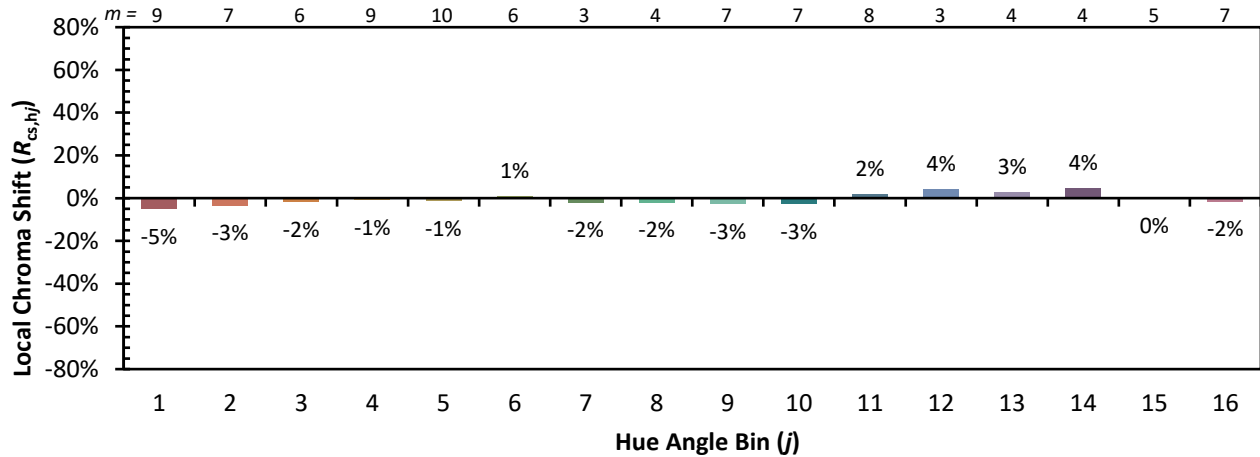


Individual Sample Fidelity Index ($R_{f,i}$)

CES01 = 86	CES26 = 93	CES51 = 97	CES76 = 88
CES02 = 62	CES27 = 93	CES52 = 98	CES77 = 91
CES03 = 31	CES28 = 96	CES53 = 96	CES78 = 85
CES04 = 70	CES29 = 95	CES54 = 95	CES79 = 96
CES05 = 50	CES30 = 97	CES55 = 94	CES80 = 94
CES06 = 51	CES31 = 96	CES56 = 94	CES81 = 87
CES07 = 42	CES32 = 91	CES57 = 93	CES82 = 97
CES08 = 41	CES33 = 98	CES58 = 94	CES83 = 97
CES09 = 29	CES34 = 94	CES59 = 96	CES84 = 94
CES10 = 75	CES35 = 97	CES60 = 94	CES85 = 85
CES11 = 58	CES36 = 86	CES61 = 93	CES86 = 87
CES12 = 64	CES37 = 95	CES62 = 91	CES87 = 92
CES13 = 43	CES38 = 92	CES63 = 93	CES88 = 96
CES14 = 74	CES39 = 99	CES64 = 91	CES89 = 87
CES15 = 71	CES40 = 98	CES65 = 89	CES90 = 96
CES16 = 47	CES41 = 98	CES66 = 89	CES91 = 78
CES17 = 49	CES42 = 96	CES67 = 88	CES92 = 81
CES18 = 56	CES43 = 96	CES68 = 89	CES93 = 89
CES19 = 71	CES44 = 99	CES69 = 91	CES94 = 81
CES20 = 66	CES45 = 98	CES70 = 87	CES95 = 85
CES21 = 86	CES46 = 97	CES71 = 84	CES96 = 92
CES22 = 78	CES47 = 97	CES72 = 95	CES97 = 95
CES23 = 91	CES48 = 93	CES73 = 83	CES98 = 94
CES24 = 90	CES49 = 96	CES74 = 94	CES99 = 91
CES25 = 71	CES50 = 98	CES75 = 85	



Color Rendition by Hue-Angle Bin



Measure Comparisons



(END OF REPORT)